

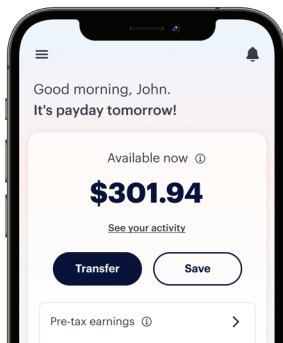
# Save **by** DailyPay

## Increase Your Savings & Build Yourself a Brighter Financial Future

The decision to start saving is a huge step towards achieving financial stability. It requires changing habits and sticking with your goals in order to see an impact.

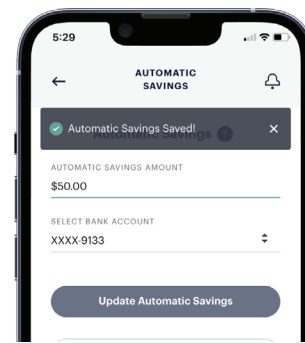
That's why DailyPay's Save feature offers you two great ways to save so you can choose the way that works best for you. Whether you are just getting started or want to enhance your savings, our free savings tool can help you develop healthier financial habits to gain financial stability.

### Ways to Save



#### **Direct Save:** **There's no time like the present**

There's no time like the present to start saving more. Positively reinforce your saving behavior by allocating some of your DailyPay Balance into your savings. You can even set money aside from upcoming paychecks to dedicated funds, create savings goals and automatically transfer savings when you reach your goal. Maybe you'll use this for a rainy day, or that end-of-year vacation, in either scenario, easily track your progress right from your app.



#### **Auto Save:** **Set it and forget it**

Once you are comfortable setting aside larger amounts to savings, allocate a fixed amount of every paycheck for deposit into your savings account.

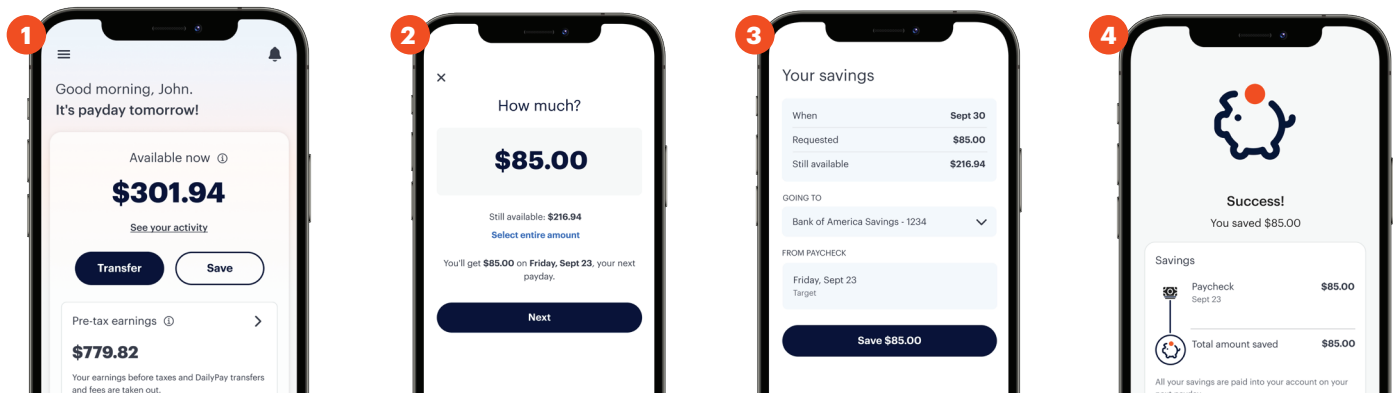


# Save **by** DailyPay

All Save tools enable you to save your earned wages before payday, with no additional fees. With Save by DailyPay you can set money aside today before you earn it – so you’ve got extra cash tomorrow!

## Direct Save anytime

1. Start by choosing an amount from the PayTM or entering a custom amount.
2. Select the “Save” button to transfer this amount from your DailyPay Balance to a new “Savings Allocation,” where it will remain until pay day when the funds move to a destination account.
3. First time users will see a “Savings Education” modal, which is also accessible from the tooltip on the Savings Dashboard card.
4. A success screen will provide confirmation that the funds have been moved to your Savings Allocation and will display a breakdown of which paycheck and pay period funds are being drawn from.



## Auto Save per pay period

1. Automatically earmark funds from your DailyPay Balance for deposit into a destination account on pay day.
2. “Set and forget” model for customizing a set amount to be deducted from each paycheck and moved to the Savings Allocation for each pay period.
3. On payday, funds are deposited to the destination account.

